

# Election Summary Report

General Election  
 CALLAWAY COUNTY  
 November 08, 2016

Summary for: All Contests, All Districts, All Counting Groups

Precincts Reported: 25 of 25 (100.00%)

Registered Voters: 19,462 of 28,675 (67.87%)

Ballots Cast: 19,462


## PRESIDENT AND VICE-PRESIDENT for UNITED STATES (Vote for 1)

Precincts Reported: 25 of 25 (100.00%)

Total	
Times Cast	19,462 / 28,675 67.87%

Candidate	Party	Total	
HILLARY RODHAM CLINTON/TIMOTHY MICHAEL KAINE	DEM	4,989	25.63%
DONALD J. TRUMP/MICHAEL R. PENCE	REP	13,057	67.09%
GARY JOHNSON/BILL WELD	LIB	757	3.89%
DANIEL L. CASTLE/SCOTT N. WHELEY	CST	153	0.79%
JILL STEIN/AJAMU BARAKA	GRN	182	0.94%
Write-in		195	1.00%
<b>Total Votes</b>		<b>19,333</b>	

Total			
Evan McMullin, Nathan Johnson	WRITE-IN	52	0.27%
Roque De La Fuente, Michael Steinberg	WRITE-IN	1	0.01%
Tom Hoeffling, Steve Schulin	WRITE-IN	2	0.01%
Unresolved Write-In		140	0.72%



**UNITED STATES SENATOR (Vote for 1)**

Precincts Reported: 25 of 25 (100.00%)

		Total	
Times Cast		19,462 / 28,675	67.87%

Candidate	Party	Total	
JASON KANDER	DEM	7,084	36.40%
ROY BLUNT	REP	10,983	56.43%
JONATHAN DINE	LIB	534	2.74%
FRED RYMAN	CST	347	1.78%
JOHNATHAN McFARLAND	GRN	238	1.22%
Write-in		21	0.11%
<b>Total Votes</b>		<b>19,207</b>	

		Total	
Patrick Lee	WRITE-IN	1	0.01%
Unresolved Write-In		20	0.10%

**GOVERNOR for MISSOURI (Vote for 1)**

Precincts Reported: 25 of 25 (100.00%)

		Total	
Times Cast		19,462 / 28,675	67.87%

Candidate	Party	Total	
CHRIS KOSTER	DEM	7,340	37.71%
ERIC GREITENS	REP	11,149	57.29%
CISSE W SPRAGINS	LIB	319	1.64%
DON FITZ	GRN	167	0.86%
LESTER BENTON (LES) TURILLI, JR.	IND	263	1.35%
Write-in		9	0.05%
<b>Total Votes</b>		<b>19,247</b>	

**LIEUTENANT GOVERNOR for MISSOURI (Vote for 1)**

Precincts Reported: 25 of 25 (100.00%)

		Total	
Times Cast		19,462 / 28,675	67.87%

Candidate	Party	Total	
RUSS CARNAHAN	DEM	6,871	35.30%
MIKE PARSON	REP	10,971	56.37%
STEVEN R. HEDRICK	LIB	620	3.19%
JEMER LEACH	GRN	464	2.38%
Write-in		13	0.07%
<b>Total Votes</b>		<b>18,939</b>	



## SECRETARY OF STATE for MISSOURI (Vote for 1)

Precincts Reported: 25 of 25 (100.00%)

Total	
Times Cast	19,462 / 28,675 67.87%

Candidate	Party	Total	
ROBIN SMITH	DEM	5,357	27.53%
JOHN (JAY) ASHCROFT	REP	12,620	64.84%
CHRIS MORRILL	LIB	1,014	5.21%
Write-in		10	0.05%
<b>Total Votes</b>		<b>19,001</b>	

## STATE TREASURER for MISSOURI (Vote for 1)

Precincts Reported: 25 of 25 (100.00%)

Total	
Times Cast	19,462 / 28,675 67.87%


Candidate	Party	Total	
JUDY BAKER	DEM	5,802	29.81%
ERIC SCHMITT	REP	12,156	62.46%
SEAN O'TOOLE	LIB	608	3.12%
CAROL CHEXEM	GRN	254	1.31%
Write-in		8	0.04%
<b>Total Votes</b>		<b>18,828</b>	

## ATTORNEY GENERAL for MISSOURI (Vote for 1)

Precincts Reported: 25 of 25 (100.00%)

Total	
Times Cast	19,462 / 28,675 67.87%

Candidate	Party	Total	
TERESA HENSLEY	DEM	6,333	32.54%
JOSH HAWLEY	REP	12,497	64.21%
Write-in		13	0.07%
<b>Total Votes</b>		<b>18,843</b>	



## UNITED STATES REPRESENTATIVE IN CONGRESS 3RD DISTRICT (Vote for 1)

Precincts Reported: 25 of 25 (100.00%)

		Total	
Times Cast		19,462 / 28,675	67.87%
Candidate	Party	Total	
KEVIN MILLER	DEM	4,507	23.16%
BLAINE LUETKEMEYER	REP	13,591	69.83%
DAN HOGAN	LIB	600	3.08%
DOANITA SIMMONS	CST	245	1.26%
Write-in		10	0.05%
Total Votes		18,953	

## STATE REPRESENTATIVE 43RD DISTRICT (Vote for 1)

Precincts Reported: 14 of 14 (100.00%)

		Total	
Times Cast		4,570 / 9,908	46.12%
Candidate	Party	Total	
ED LOCKWOOD	DEM	1,176	25.73%
JAY D. HOUGHTON	REP	3,169	69.34%
Write-in		5	0.11%
Total Votes		4,350	

## STATE REPRESENTATIVE 49TH DISTRICT (Vote for 1)

Precincts Reported: 18 of 18 (100.00%)

		Total	
Times Cast		14,888 / 18,767	79.33%
Candidate	Party	Total	
TRAVIS FITZWATER	REP	12,448	83.61%
Write-in		232	1.56%
Total Votes		12,680	

## CIRCUIT JUDGE for CIRCUIT COURT 13 DIVISION 2 (Vote for 1)

Precincts Reported: 24 of 24 (100.00%)

		Total	
Times Cast		19,451 / 28,675	67.83%
Candidate	Party	Total	
JEFFERSON	DEM	13,626	70.05%
Write-in		414	2.13%
Total Votes		14,040	





## COMMISSIONER OF THE COUNTY COMMISSION EASTERN DISTRICT (Vote for 1)

Precincts Reported: 17 of 17 (100.00%)

Total	
Times Cast	8,895 / 13,872 64.12%

Candidate	Party	Total	
LARRY D. DOYLE, JR.	DEM	2,453	27.58%
RANDALL L. KLEINDIENST	REP	6,083	68.39%
Write-in		10	0.11%
Total Votes		8,546	

## COMMISSIONER OF THE COUNTY COMMISSION WESTERN DISTRICT (Vote for 1)

Precincts Reported: 10 of 10 (100.00%)

Total	
Times Cast	10,561 / 14,803 71.34%

Candidate	Party	Total	
STEVE MOORE	DEM	2,964	28.07%
ROGER FISCHER	REP	7,072	66.96%
Write-in		15	0.14%
Total Votes		10,051	

## SHERIFF for CALLAWAY COUNTY (Vote for 1)

Precincts Reported: 24 of 24 (100.00%)

Total	
Times Cast	19,451 / 28,675 67.83%

Candidate	Party	Total	
CLAY CHISM	REP	16,410	84.37%
M.J. EBERHART	CST	1,964	10.10%
Write-in		81	0.42%
Total Votes		18,455	

## ASSESSOR for CALLAWAY COUNTY (Vote for 1)

Precincts Reported: 24 of 24 (100.00%)

Total	
Times Cast	19,451 / 28,675 67.83%

Candidate	Party	Total	
JODY PASCHAL	REP	16,764	86.19%
Write-in		195	1.00%
Total Votes		16,959	



### TREASURER for CALLAWAY COUNTY (Vote for 1)

Precincts Reported: 24 of 24 (100.00%)

		Total	
Times Cast		19,451 / 28,675	67.83%
Candidate	Party	Total	
DEBBIE ZERR	REP	16,618	85.44%
Write-in		164	0.84%
Total Votes		16,782	

### PUBLIC ADMINISTRATOR for CALLAWAY COUNTY (Vote for 1)

Precincts Reported: 24 of 24 (100.00%)

		Total	
Times Cast		19,451 / 28,675	67.83%
Candidate	Party	Total	
KAREN DIGH ALLEN	REP	16,564	85.16%
Write-in		169	0.87%
Total Votes		16,733	

### SURVEYOR for CALLAWAY COUNTY (Vote for 1)


Precincts Reported: 24 of 24 (100.00%)

		Total	
Times Cast		19,451 / 28,675	67.83%
Candidate	Party	Total	
Write-in		791	4.07%
Total Votes		791	

		Total	
Aaron Gilman	WRITE-IN	1	0.01%
Al Goar	WRITE-IN	1	0.01%
Ari Digman	WRITE-IN	1	0.01%
Arnold Fisher	WRITE-IN	1	0.01%
Ashley Barnes	WRITE-IN	1	0.01%
Axle Rose	WRITE-IN	1	0.01%
Basinger	WRITE-IN	1	0.01%
Batman	WRITE-IN	1	0.01%
Ben Carson	WRITE-IN	1	0.01%
BenPayne	WRITE-IN	1	0.01%
Bernice Kaminski	WRITE-IN	1	0.01%
Bern Sanders	WRITE-IN	2	0.01%
Bill	WRITE-IN	1	0.01%
Bill Carter	WRITE-IN	1	0.01%
Bill Dawson	WRITE-IN	1	0.01%
Bland Simmons	WRITE-IN	1	0.01%
Bob Crawford	WRITE-IN	1	0.01%



		Total	
Bob Green	WRITE-IN	1	0.01%
Bob Kelley	WRITE-IN	1	0.01%
Bob Smith	WRITE-IN	1	0.01%
Bob White	WRITE-IN	1	0.01%
Brandon F.	WRITE-IN	1	0.01%
Brandon Howard	WRITE-IN	2	0.01%
Brandon Irwin	WRITE-IN	1	0.01%
Brandon Russell	WRITE-IN	1	0.01%
Brent Woods	WRITE-IN	2	0.01%
Brian Sharp	WRITE-IN	2	0.01%
Brian Trudah	WRITE-IN	1	0.01%
Brian Twitchell	WRITE-IN	1	0.01%
Brown	WRITE-IN	1	0.01%
Caren Custard	WRITE-IN	2	0.01%
Carl Norris	WRITE-IN	1	0.01%
Carol Zacharias	WRITE-IN	1	0.01%
Charles Brittan	WRITE-IN	1	0.01%
Chris Anderson	WRITE-IN	1	0.01%
Chris Champlain	WRITE-IN	1	0.01%
Chris Powel	WRITE-IN	1	0.01%
Chris Surface	WRITE-IN	1	0.01%
Chuck Norris	WRITE-IN	1	0.01%
Clay Peasley	WRITE-IN	1	0.01%
Clayton	WRITE-IN	1	0.01%
Clifford T. Fleming	WRITE-IN	1	0.01%
Clint Berry	WRITE-IN	1	0.01%
Cody C. Pittman	WRITE-IN	1	0.01%
Cody Case	WRITE-IN	1	0.01%
Cody Frame	WRITE-IN	1	0.01%
Cory Miller	WRITE-IN	1	0.01%
Dale Walker	WRITE-IN	1	0.01%
Dan Brush	WRITE-IN	2	0.01%
Dan Kedzif	WRITE-IN	1	0.01%
Dan O. Seals	WRITE-IN	1	0.01%
Dan Robinet	WRITE-IN	1	0.01%
Daniel P Mudd	WRITE-IN	1	0.01%
Daniel Smith	WRITE-IN	2	0.01%
Daryl Dixon	WRITE-IN	1	0.01%
Dave Brown	WRITE-IN	1	0.01%
Dave Lorentz	WRITE-IN	2	0.01%
Dave Martin	WRITE-IN	1	0.01%
Dave Walker	WRITE-IN	1	0.01%
Dave Williams	WRITE-IN	1	0.01%
David A. Harris	WRITE-IN	1	0.01%
David Arnold Backer	WRITE-IN	1	0.01%
David Brett	WRITE-IN	1	0.01%
David Fouch	WRITE-IN	1	0.01%
David Isaacks	WRITE-IN	1	0.01%
David J. Moen	WRITE-IN	1	0.01%



		Total	
David W. Collier	WRITE-IN	1	0.01%
David Williams	WRITE-IN	1	0.01%
David Bailey	WRITE-IN	1	0.01%
Deb Jacobsen	WRITE-IN	1	0.01%
Debby White	WRITE-IN	1	0.01%
Denise Belcher	WRITE-IN	1	0.01%
Dennis Schaub	WRITE-IN	1	0.01%
Derek Hux	WRITE-IN	2	0.01%
Diane Cates	WRITE-IN	1	0.01%
Don Dettman	WRITE-IN	1	0.01%
Don DuFry	WRITE-IN	1	0.01%
Don Sessna	WRITE-IN	1	0.01%
Donald Duck	WRITE-IN	1	0.01%
Donald Elkins	WRITE-IN	1	0.01%
Donald Fisher	WRITE-IN	3	0.02%
Donald Knipp	WRITE-IN	1	0.01%
Donald Trump	WRITE-IN	2	0.01%
Donna Kelley	WRITE-IN	1	0.01%
Donna Peeper	WRITE-IN	1	0.01%
Doug Ready	WRITE-IN	1	0.01%
Douglas Coon	WRITE-IN	1	0.01%
Earl Freeland	WRITE-IN	1	0.01%
Eddie Gilmore	WRITE-IN	1	0.01%
Elizabeth Jaiment	WRITE-IN	1	0.01%
Eric Grietens	WRITE-IN	1	0.01%
Eric Paul	WRITE-IN	1	0.01%
Fischer	WRITE-IN	1	0.01%
Frank Whitney	WRITE-IN	1	0.01%
Fred Ryman	WRITE-IN	1	0.01%
Fred Wilson	WRITE-IN	1	0.01%
G. Smith	WRITE-IN	1	0.01%
Gabe Stewart	WRITE-IN	1	0.01%
Gary Heimericks	WRITE-IN	1	0.01%
Gemy Asher	WRITE-IN	1	0.01%
Glenn Miller	WRITE-IN	1	0.01%
Gracia Backer	WRITE-IN	1	0.01%
Grant R Gaines	WRITE-IN	1	0.01%
Greg Kimminau	WRITE-IN	1	0.01%
Greg Moore	WRITE-IN	1	0.01%
Gus Saxon	WRITE-IN	13	0.07%
Harder	WRITE-IN	1	0.01%
Harley Stocke	WRITE-IN	1	0.01%
Hillary Clinton	WRITE-IN	2	0.01%
Hollie Eake	WRITE-IN	1	0.01%
Holly Simpson	WRITE-IN	1	0.01%
Indiana Jones	WRITE-IN	1	0.01%
J P Jones	WRITE-IN	1	0.01%
Jackie Karhoff	WRITE-IN	1	0.01%
Jacob Bond	WRITE-IN	3	0.02%






		Total	
James E. McLaughlin	WRITE-IN	1	0.01%
James Miller	WRITE-IN	2	0.01%
Jan Doe	WRITE-IN	1	0.01%
Jamie Farris	WRITE-IN	1	0.01%
Jan Stousky	WRITE-IN	1	0.01%
Jason Kander	WRITE-IN	1	0.01%
Jean Handy	WRITE-IN	1	0.01%
Jeff Comparato	WRITE-IN	1	0.01%
Jeff Jones	WRITE-IN	1	0.01%
Jeff O'Neal	WRITE-IN	4	0.02%
Jeff taylor	WRITE-IN	2	0.01%
Jeffrey O'Neal	WRITE-IN	2	0.01%
Jennifer Gibson	WRITE-IN	1	0.01%
Jerry Moore	WRITE-IN	1	0.01%
Jess Welborn	WRITE-IN	1	0.01%
Jim Pardue	WRITE-IN	1	0.01%
Jim Schulte	WRITE-IN	1	0.01%
Jim Smith	WRITE-IN	1	0.01%
Jini Hall	WRITE-IN	4	0.02%
Jody Paschal	WRITE-IN	1	0.01%
Joe Fague	WRITE-IN	1	0.01%
Joe Holt	WRITE-IN	1	0.01%
Joe Peeper	WRITE-IN	1	0.01%
Joe Old	WRITE-IN	1	0.01%
Joel Snyder	WRITE-IN	5	0.03%
Joh Farley	WRITE-IN	1	0.01%
John A. Kirby	WRITE-IN	1	0.01%
John Castico	WRITE-IN	1	0.01%
John Castillow	WRITE-IN	1	0.01%
John Doe	WRITE-IN	2	0.01%
John Doolittle	WRITE-IN	1	0.01%
John Farley	WRITE-IN	2	0.01%
John H Rice	WRITE-IN	1	0.01%
John Martin	WRITE-IN	1	0.01%
John McGrath	WRITE-IN	1	0.01%
John Smith	WRITE-IN	2	0.01%
Joliet	WRITE-IN	1	0.01%
Jones	WRITE-IN	1	0.01%
Joseph Mirth	WRITE-IN	1	0.01%
Josh Combs	WRITE-IN	1	0.01%
Josh Hawley	WRITE-IN	1	0.01%
Joshua J. Pierce	WRITE-IN	1	0.01%
Joshua Schrimpf	WRITE-IN	1	0.01%
JR S' ions	WRITE-IN	1	0.01%
Julie Mudd	WRITE-IN	1	0.01%
Karen Digh Allen	WRITE-IN	1	0.01%
Keith Willis	WRITE-IN	1	0.01%
Kelly Porch	WRITE-IN	2	0.01%
Kelly Potch	WRITE-IN	1	0.01%




		Total	
Kelly West	WRITE-IN	1	0.01%
Ken Cloan	WRITE-IN	1	0.01%
Kevin Segelhorst	WRITE-IN	2	0.01%
Kent Wood	WRITE-IN	1	0.01%
Kevin C. Miller	WRITE-IN	1	0.01%
Kevin O'Dell	WRITE-IN	1	0.01%
Kinda Walker	WRITE-IN	1	0.01%
Kyle Holder	WRITE-IN	1	0.01%
Kyle O'Rourke	WRITE-IN	1	0.01%
L.J. Renke	WRITE-IN	1	0.01%
Larry Jones	WRITE-IN	1	0.01%
Larry Sapp	WRITE-IN	1	0.01%
Laura Hawkins	WRITE-IN	1	0.01%
Laura Horstmeier	WRITE-IN	2	0.01%
Laura Lowe	WRITE-IN	1	0.01%
Lee Fritz	WRITE-IN	1	0.01%
Lena Pate	WRITE-IN	2	0.01%
Leroy Walling	WRITE-IN	1	0.01%
Linda Waller	WRITE-IN	1	0.01%
Lloyd Smart	WRITE-IN	1	0.01%
Luke Webster	WRITE-IN	1	0.01%
Lynn Carrington	WRITE-IN	1	0.01%
Mark Davis	WRITE-IN	1	0.01%
Mark Wine	WRITE-IN	1	0.01%
Mark Twain	WRITE-IN	1	0.01%
Martha Stewart	WRITE-IN	1	0.01%
Marvin Distler	WRITE-IN	1	0.01%
Mary Yates	WRITE-IN	1	0.01%
Matt Backstrom	WRITE-IN	1	0.01%
Matt Dod	WRITE-IN	1	0.01%
Matt Dodd	WRITE-IN	1	0.01%
Matt Thomas	WRITE-IN	1	0.01%
Matthew Dodd	WRITE-IN	1	0.01%
McGyver	WRITE-IN	1	0.01%
Melanie Miller	WRITE-IN	1	0.01%
Melinda Hamilton	WRITE-IN	1	0.01%
Michael Henry	WRITE-IN	1	0.01%
Michael Qualls	WRITE-IN	1	0.01%
Michael Quick	WRITE-IN	2	0.01%
Mickey Mouse	WRITE-IN	2	0.01%
Mike Banak	WRITE-IN	1	0.01%
Mike Crotchett	WRITE-IN	1	0.01%
Mike Davis	WRITE-IN	1	0.01%
Mike Flavin	WRITE-IN	1	0.01%
Mike Grant	WRITE-IN	1	0.01%
Mike Klasing	WRITE-IN	1	0.01%
Mike Tuter	WRITE-IN	1	0.01%
Nathan Arbuckle	WRITE-IN	1	0.01%
Nathan Backer	WRITE-IN	1	0.01%



		Total	
Nathan Davis	WRITE-IN	1	0.01%
Nathan Kucera	WRITE-IN	1	0.01%
Ollie Nixon	WRITE-IN	1	0.01%
Otis Grover III	WRITE-IN	1	0.01%
Papa Smurf	WRITE-IN	1	0.01%
Patrick Anderson	WRITE-IN	1	0.01%
Patrick Lee	WRITE-IN	1	0.01%
Paul Allen	WRITE-IN	1	0.01%
Paul Doupoh	WRITE-IN	1	0.01%
Paul J. Sherman III	WRITE-IN	1	0.01%
Paul Melyo	WRITE-IN	0	0.00%
Paul Mosely	WRITE-IN	1	0.01%
Paul S. Allen	WRITE-IN	1	0.01%
Paul Schelich	WRITE-IN	1	0.01%
Peewee	WRITE-IN	1	0.01%
Pero	WRITE-IN	1	0.01%
Phil D. Workman	WRITE-IN	2	0.01%
Philip Noris	WRITE-IN	1	0.01%
Philip Workman	WRITE-IN	0	0.00%
Phillip Collins	WRITE-IN	3	0.02%
Rafugd Blackburn	WRITE-IN	1	0.01%
Randall Jennings	WRITE-IN	1	0.01%
Renee Jackson	WRITE-IN	2	0.01%
Rhonda Brown	WRITE-IN	1	0.01%
Ric Hrst	WRITE-IN	0	0.00%
Ric Hurst	WRITE-IN	1	0.01%
Richard Hollingsworth	WRITE-IN	1	0.01%
Rick Hirst	WRITE-IN	1	0.01%
Rick Hurst	WRITE-IN	3	0.02%
Rick James	WRITE-IN	1	0.01%
Ricky Fentenot	WRITE-IN	1	0.01%
Robert Boyd Sewell Talbert	WRITE-IN	1	0.01%
Robert Main	WRITE-IN	1	0.01%
Robert Timmerman	WRITE-IN	1	0.01%
Robin Love	WRITE-IN	1	0.01%
Robin Potter	WRITE-IN	2	0.01%
Rod Smith	WRITE-IN	1	0.01%
Ron Wilson	WRITE-IN	2	0.01%
Ronda Sinclair	WRITE-IN	1	0.01%
Rosella A Schad	WRITE-IN	1	0.01%
Roy Renke	WRITE-IN	1	0.01%
Ryan Reynolds	WRITE-IN	1	0.01%
Sal Galati	WRITE-IN	1	0.01%
Sam ... dar	WRITE-IN	1	0.01%
Sam ... der	WRITE-IN	3	0.02%
Sam Smith	WRITE-IN	1	0.01%
Samuel Stevens	WRITE-IN	1	0.01%
Sara Lange	WRITE-IN	1	0.01%
Scott B Williams	WRITE-IN	1	0.01%



		Total	
Scott Jones	WRITE-IN	1	0.01%
Scott Lehsandt	WRITE-IN	1	0.01%
Shankade	WRITE-IN	1	0.01%
Shane T Kinocaid	WRITE-IN	1	0.01%
Shawn Edgar	WRITE-IN	1	0.01%
Starlinn Andrews	WRITE-IN	1	0.01%
Stephen Abbott	WRITE-IN	1	0.01%
Stephen Foster	WRITE-IN	1	0.01%
Stev Wilson	WRITE-IN	1	0.01%
Steven Ghandehari	WRITE-IN	1	0.01%
Tad R. Smith	WRITE-IN	1	0.01%
Tammy Taylor	WRITE-IN	1	0.01%
Ted Nugget	WRITE-IN	1	0.01%
Terry Asher Jr	WRITE-IN	1	0.01%
The Watcher	WRITE-IN	1	0.01%
Thomas K. Smith	WRITE-IN	1	0.01%
Thomas Woods	WRITE-IN	1	0.01%
Tim Jackson	WRITE-IN	1	0.01%
Tim Rustmeyer	WRITE-IN	2	0.01%
Tim Thurman	WRITE-IN	1	0.01%
Timothy J. Madsen	WRITE-IN	1	0.01%
TJ Green	WRITE-IN	3	0.02%
Todd Pritchett	WRITE-IN	1	0.01%
Tompp	WRITE-IN	1	0.01%
Tom Dillon	WRITE-IN	2	0.01%
Tom Durham	WRITE-IN	1	0.01%
Tom Gredell	WRITE-IN	1	0.01%
Tom Robbins	WRITE-IN	1	0.01%
Tony Trimble	WRITE-IN	2	0.01%
Tonya Baldwin	WRITE-IN	2	0.01%
Tracy Piaz	WRITE-IN	1	0.01%
Travis Fitzwater	WRITE-IN	1	0.01%
Travis Green	WRITE-IN	1	0.01%
Travis Gruen	WRITE-IN	1	0.01%
Trent Willenburg	WRITE-IN	1	0.01%
Trey Huasar	WRITE-IN	1	0.01%
Trey Hudson	WRITE-IN	1	0.01%
Tyson Bishop	WRITE-IN	1	0.01%
W. Shackelford	WRITE-IN	1	0.01%
Wally Alford	WRITE-IN	1	0.01%
Walter Stokely	WRITE-IN	1	0.01%
Wayne Schmidt	WRITE-IN	1	0.01%
Wilbor Kronkstead	WRITE-IN	1	0.01%
Wiley Moore	WRITE-IN	1	0.01%
Will	WRITE-IN	1	0.01%
William Z.	WRITE-IN	1	0.01%
William Whitlow	WRITE-IN	1	0.01%
Williams	WRITE-IN	1	0.01%
Willis Jones	WRITE-IN	1	0.01%





		Total	
Zach Atteberry	WRITE-IN	1	0.01%
Unresolved Write-In		418	2.18%

### CONSTITUTIONAL AMENDMENT 1 for MISSOURI, CALLAWAY COUNTY (Vote for 1)

Precincts Reported: 25 of 25 (100.00%)

		Total	
Times Cast		19,462 / 28,675	67.87%

Candidate	Party	Total	
YES		14,946	76.80%
NO		4,010	20.60%
Total Votes		18,956	

### CONSTITUTIONAL AMENDMENT 2 for MISSOURI, CALLAWAY COUNTY (Vote for 1)

Precincts Reported: 25 of 25 (100.00%)

		Total	
Times Cast		19,462 / 28,675	67.87%

Candidate	Party	Total	
YES		12,776	65.65%
NO		5,831	29.96%
Total Votes		18,607	

### CONSTITUTIONAL AMENDMENT 3 for MISSOURI, CALLAWAY COUNTY (Vote for 1)

Precincts Reported: 25 of 25 (100.00%)

		Total	
Times Cast		19,462 / 28,675	67.87%

Candidate	Party	Total	
YES		6,823	35.06%
NO		12,144	62.40%
Total Votes		18,967	


### CONSTITUTIONAL AMENDMENT 4 for MISSOURI, CALLAWAY COUNTY (Vote for 1)

Precincts Reported: 25 of 25 (100.00%)

		Total	
Times Cast		19,462 / 28,675	67.87%

Candidate	Party	Total	
YES		10,518	54.04%
NO		8,030	41.26%
Total Votes		18,548	



## CONSTITUTIONAL AMENDMENT 6 for MISSOURI, CALLAWAY COUNTY (Vote for 1)

Pre Reported: 25 of 25 (100.00%)

		Total	
Times Cast		19,462 / 28,675	67.87%
Candidate	Party	Total	
YES		12,591	64.70%
NO		6,034	31.00%
Total Votes		18,625	

## STATUTORY MEASURE PROPOSITION A for MISSOURI, CALLAWAY COUNTY (Vote for 1)

Precincts Reported: 25 of 25 (100.00%)

		Total	
Times Cast		19,462 / 28,675	67.87%
Candidate	Party	Total	
YES		7,334	37.68%
NO		11,406	58.61%
Total Votes		18,740	

## SUPREME COURT JUDGE (TEITELMAN) for MISSOURI, CALLAWAY COUNTY (Vote for 1)

Precincts Reported: 25 of 25 (100.00%)

		Total	
Times Cast		19,462 / 28,675	67.87%
Candidate	Party	Total	
YES		11,383	58.49%
NO		5,769	29.64%
Total Votes		17,152	

